


A Holiday Fit for a King - 3 Kings Day Puppet Show

3 years +

What you Need

- Printed Out Cut outs
- Modelling Clay, play dough, or salt dough
- Colourful markers
- Flesh tone markers (optional)
- Popsicle sticks
- Tape



What we will do




1. Print out colouring pages
2. Cut out the figures of your choosing
3. Colour figures
4. Tape figures to popsicle sticks
5. Teach your children about the three kings Holiday (Epiphany), have them act out a scene of their children with these popsicle puppets




Notes


1. Introduction: Share a brief story about the significance of Epiphany, mentioning whatever is important to you, e.g. three kings, Galette traditions, the cultural blend in Haiti. For more information and context, read this Instagram post [here](#).
2. Puppet Design: Encourage the kids to design and decorate their “puppets.”
3. Character Development: Discuss the unique traits of their puppet characters. What makes them special?
4. Puppet Show: Once the puppets are ready, let the kids take the stage! Allow them to create a puppet show.
5. Share and Reflect: After the puppet performances, have a sharing session where each child talks about their puppet's role and significance in the Epiphany celebration.

This engaging puppet-making activity not only taps into the creativity of the kids but also provides a hands-on way to learn and express the vibrant traditions of Fête Du Roi.






Gold



frankincense



myrrh



the Star

